



Match Report

South Canterbury, South Canterbury vs CJCA Green, CJCA Green

CJCA Green, CJCA Green Won

Date: Sun 09 Dec 2012

Location: New Zealand

Match Type: 40 Over 1Day

Scorer: Brent Libeau

Toss: CJCA Green, CJCA Green won the toss and elected to bowl

URL: <http://www.crichq.com/matches/25016>

South Canterbury, South Canterbury

Score **104-10**

Overs **35.1**

B Davenport
C Tarrant
C Brown
G Copland
H Darling
J Martin
L Foy
N Goodwin
R Lewthwaite
S Richards
W Johnson
J Thompson

CJCA Green, CJCA Green

Score **107-4**

Overs **24.4**

B Hampton
C Millard
D Gardiner
E Harrington-Watt
F Sullivan
H Reid
J Wells
K Gilmore
K Beecroft
M Munro
R Sheehan
O Lewis

Scorecards

1st Innings Batting: South Canterbury, South Canterbury		R	B	4's	6's	SR	
L Foy1..1.....//	c R Sheehan b K Beecroft	2	32	0	0	6.25
R Lewthwaite	...41...//	b D Gardiner	5	9	1	0	55.56
B Davenport	.1...1...411.1.....14.1...11.1....11..//	c F Sullivan b M Munro	20	38	2	0	52.63
H Darling	..4..1.....1.44.....//	b R Sheehan	14	22	3	0	63.64
W Johnson	.1.1.11..//	c M Munro b F Sullivan	4	8	0	0	50.0
C Tarrant1...1.....1...4.....//	c J Wells b E Harrington-Watt	7	28	1	0	25.0
C Brown	1.....1.....111.11..2.....//	c D Gardiner b C Millard	9	29	0	0	31.03
G Copland1.....//	b K Beecroft	1	26	0	0	3.85
J Martin	...1..11..//	b R Sheehan	3	10	0	0	30.0
S Richards	...1.1..//	c M Munro b B Hampton	2	7	0	0	28.57
N Goodwin	.	not out	0	1	0	0	0.0
Extras	(w 26, nb 5, b 2, lb 4)		37				
Total	(10 wickets; 35.1 overs)		104				2.96 RPO
Did Not Bat:["J Thompson"]							
Fall of Wicket: 18-1 (R Lewthwaite 5.3 ov), 30-2 (L Foy 8.5 ov), 62-3 (B Davenport 16.1 ov), 64-4 (H Darling 17.3 ov), 67-5 (W Johnson 19.4 ov), 81-6 (C Tarrant 25.6 ov), 93-7 (C Brown 31.3 ov), 94-8 (G Copland 32.3 ov), 104-9 (J Martin 34.5 ov), 104-10 (S Richards 35.1 ov)							

Bowling: CJCA Green, CJCA Green	O	M	R	W	EC	AV	EX
C Millard	4.0	0	10	1	2.50	10.00	(w 2, nb 2)
D Gardiner	4.0	0	13	1	3.25	13.00	(w 8, nb 2)
K Beecroft	4.0	1	6	2	1.50	3.00	(w 4)
B Hampton	4.1	0	24	1	5.76	24.00	(w 4)
M Munro	3.0	0	5	1	1.67	5.00	(w 1)
R Sheehan	4.0	0	15	2	3.75	7.50	(w 1)
O Lewis	3.0	2	1	0	0.33	-	
F Sullivan	3.0	0	7	1	2.33	7.00	
J Wells	3.0	0	15	0	5.00	-	(w 5)
E Harrington-Watt	3.0	1	2	1	0.67	2.00	

2nd Innings Batting: CJCA Green, CJCA Green			R	B	4's	6's	SR
J Wells	..1..1...11.....1.....//	b B Davenport	6	29	0	0	20.69
H Reid	1.1.1.11.....1.....1..//	hit wicket b J Thompson	7	28	0	0	25.0
E Harrington-Watt1.1.....1.....4.1.1...1.1.11.4.1.4... 1...4	not out	27	49	4	0	55.1
M Munro	.4..//	c C Brown b B Davenport	4	4	1	0	100.0
R Sheehan	.1..11...4....//	b W Johnson	7	17	1	0	41.18
D Gardiner	.44.....24241.441..1.	not out	31	21	6	0	147.62
Extras	(w 16, nb 6, b 3)		25				
Total	(4 wickets; 24.4 overs)		107				4.34 RPO

Did Not Bat:["B Hampton", "C Millard", "F Sullivan", "K Gilmore", "K Beecroft", "O Lewis"]

Fall of Wicket: 24-1 (H Reid 9.2 ov), 25-2 (J Wells 10.1 ov), 29-3 (M Munro 10.5 ov), 55-4 (R Sheehan 17.2 ov)

Bowling: South Canterbury, South Canterbury	O	M	R	W	EC	AV	EX
H Darling	5.4	1	21	0	3.71	-	(w 2)
G Copland	4.0	1	9	0	2.25	-	(w 4)
B Davenport	5.0	1	11	2	2.20	5.50	(w 1)
J Thompson	3.0	0	14	1	4.67	14.00	(w 6, nb 5)
W Johnson	4.0	0	32	1	8.00	32.00	(w 1)
N Goodwin	3.0	0	17	0	5.67	-	(w 2, nb 1)

CricHQ Default Unknown-20(38), CricHQ
Default Unknown-14(22), CricHQ Default
Unknown-9(29)

Three highest scores

CricHQ Default Unknown-31(21), CricHQ Default
Unknown-27(49), CricHQ Default Unknown-7(28)

Unknown, Unknown-32(47), Unknown,
Unknown-18(42), Unknown, Unknown-14(42)

Three highest
partnerships

Unknown, Unknown-52(46), Unknown, Unknown-
26(45), Unknown, Unknown-24(45)

3 | 8.57% of total overs

Maidens faced

3 | 12.5% of total overs

25 | 10.64% of total balls

Wides faced

16 | 9.76% of total balls

4 | 1.7% of total balls

No Balls faced

6 | 3.66% of total balls

190 | 80.85% of total balls

Dot Balls faced

120 | 73.17% of total balls

37 | 35.58% of total runs

1s scored

30 | 28.04% of total runs

1 | 1.92% of total runs

2s scored

2 | 3.74% of total runs

0 | 0.0% of total runs

3s scored

0 | 0.0% of total runs

7 | 26.92% of total runs

4s scored

12 | 44.86% of total runs

0 | 0.0% of total runs

5s scored

0 | 0.0% of total runs

0 | 0.0% of total runs

6s scored

0 | 0.0% of total runs

12 (36) | 11.54% of total runs

Runs scored off 1st
ball of over

3 (25) | 2.8% of total runs

11 (35) | 10.58% of total runs

Runs scored off 2nd
ball of over

16 (25) | 14.95% of total runs

10 (35) | 9.62% of total runs

Runs scored off 3rd
ball of over

8 (25) | 7.48% of total runs

13 (35) | 12.5% of total runs

Runs scored off 4th
ball of over

18 (25) | 16.82% of total runs

12 (35) | 11.54% of total runs

Runs scored off 5th
ball of over

16 (24) | 14.95% of total runs

3 (35) | 2.88% of total runs

Runs scored off 6th
ball of over

18 (24) | 16.82% of total runs

1 (17) | 0.96% of total runs

Runs scored off 7th
ball of over

2 (10) | 1.87% of total runs

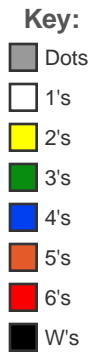
5 (7) | 4.81% of total runs

Runs scored off 8th
ball of over

1 (6) | 0.93% of total runs

1st Innings - South..., South Canterbury

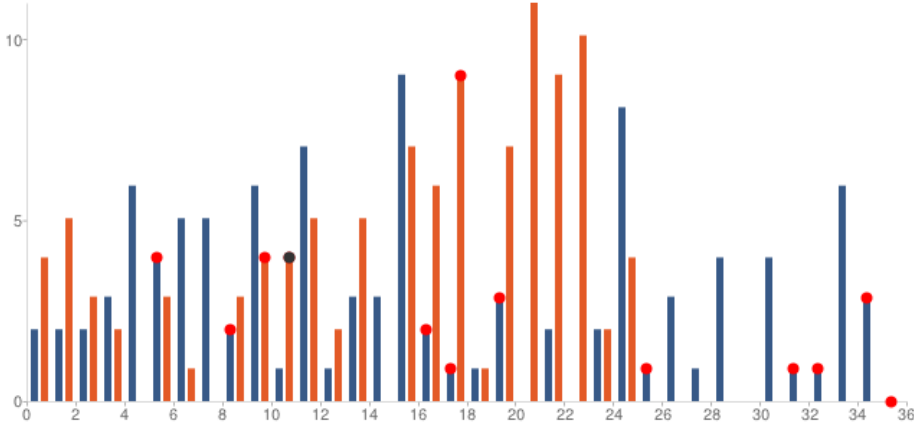
2nd Innings - CJCA Green, CJCA Green



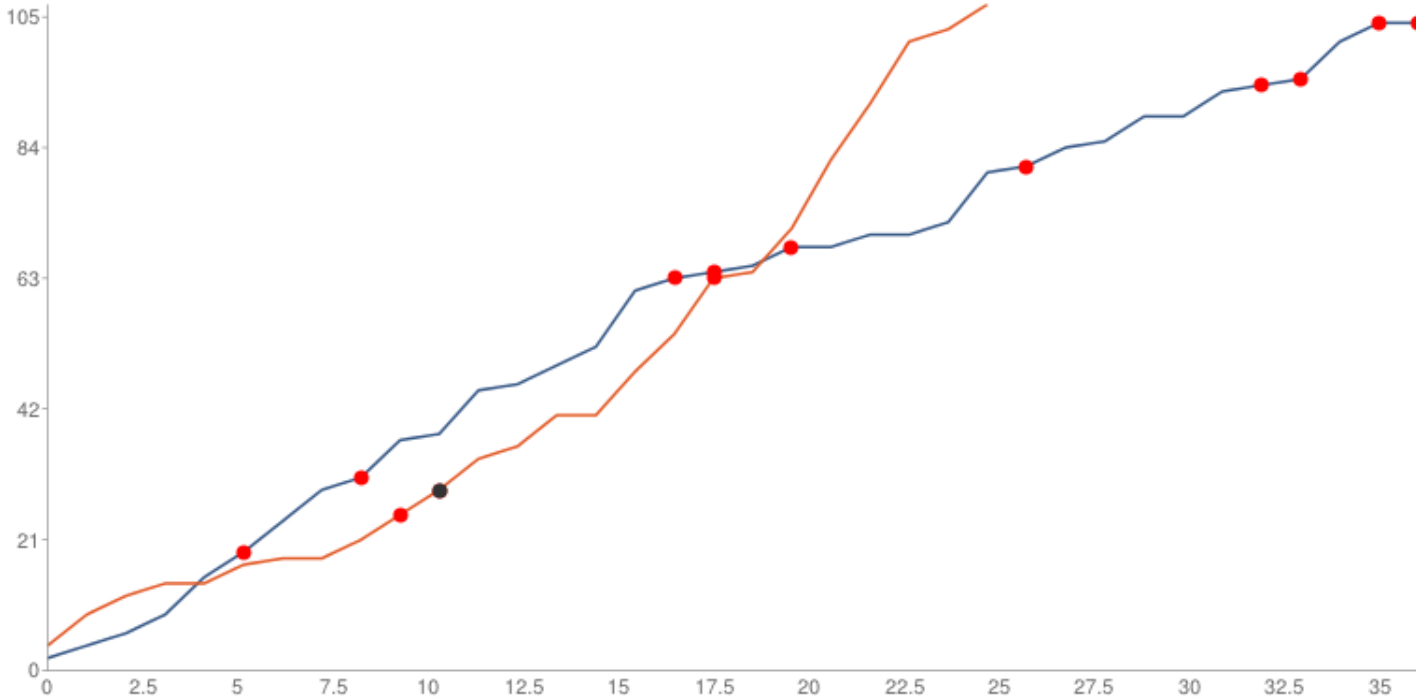
Batting Stats		Bowling Stats	
Runs	104	Overs	35.1
Balls	191	Maiden	3
Dot Balls	190	Wickets	10
1s	37	Wides	25
2s	1	No Balls	4
3s	0	Economy	2.957
4s	7		
5s	0		
6s	0		

Batting Stats		Bowling Stats	
Runs	107	Overs	24.4
Balls	135	Maiden	3
Dot Balls	120	Wickets	4
1s	30	Wides	16
2s	2	No Balls	6
3s	0	Economy	4.338
4s	12		
5s	0		
6s	0		

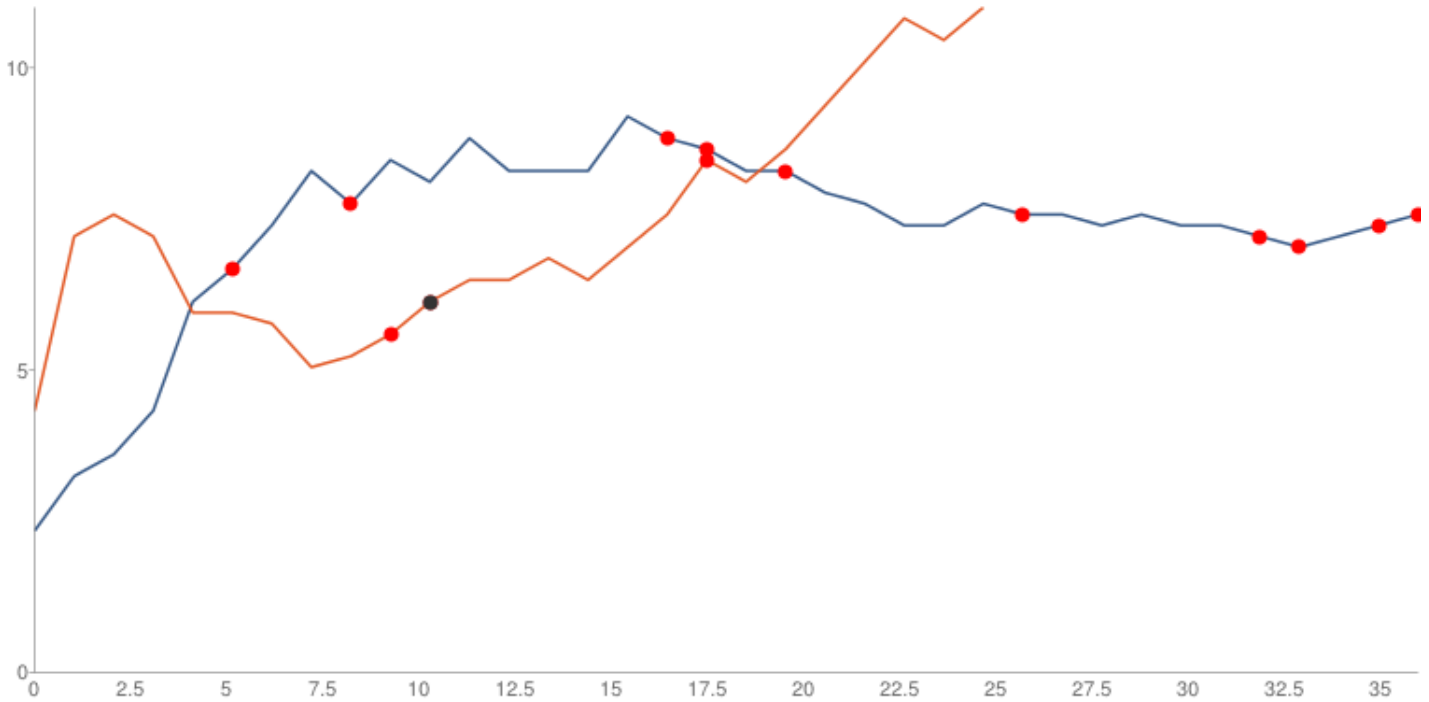
Manhattan



Run Worm



RPO



Match Partnerships

CJCA Green, CJCA Green

South Canterbury, South Canterbury

Team	Partnership	Runs	Wickets
CJCA Green, CJCA Green	Extras 11(11), CricHQ Default Unknown 6(28), CricHQ Default Unknown 7(27)	24	65
	Extras 1(1), CricHQ Default Unknown 0(1), CricHQ Default Unknown 0(2)	1	4
	CricHQ Default Unknown 0(0), CricHQ Default Unknown 4(4)	4	4
	Extras 10(10), CricHQ Default Unknown 9(22), CricHQ Default Unknown 7(14)	26	45
	Extras 3(3), CricHQ Default Unknown 18(23), CricHQ Default Unknown 31(21)	52	46
	CricHQ Default Unknown 0(0), CricHQ Default Unknown 0(0), CricHQ Default Unknown 0(0)	0	0
	CricHQ Default Unknown 0(0), CricHQ Default Unknown 4(4)	4	4
	CricHQ Default Unknown 0(0), CricHQ Default Unknown 4(4)	4	4
	CricHQ Default Unknown 0(0), CricHQ Default Unknown 4(4)	4	4
	CricHQ Default Unknown 0(0), CricHQ Default Unknown 4(4)	4	4
South Canterbury, South Canterbury	CricHQ Default Unknown 2(23), CricHQ Default Unknown 5(9), Extras 11(11)	18	42
	CricHQ Default Unknown 0(7), CricHQ Default Unknown 8(12), Extras 4(3)	12	21
	CricHQ Default Unknown 12(26), CricHQ Default Unknown 14(18), Extras 6(6)	32	47
	CricHQ Default Unknown 0(4), CricHQ Default Unknown 2(4)	2	8
	CricHQ Default Unknown 2(4), CricHQ Default Unknown 1(9)	3	13
	CricHQ Default Unknown 6(19), CricHQ Default Unknown 5(18), Extras 3(3)	14	40
	CricHQ Default Unknown 4(10), CricHQ Default Unknown 1(22), Extras 7(5)	12	37
	CricHQ Default Unknown 0(3), CricHQ Default Unknown 0(3), Extras 1(1)	1	7
	CricHQ Default Unknown 3(7), CricHQ Default Unknown 2(6), Extras 5(5)	10	18
	CricHQ Default Unknown 3(7), CricHQ Default Unknown 2(6), Extras 5(5)	10	18

CricHQ Default Unknown 0(1), CricHQ Default Unknown 0(1)
||0(2)

D Gardiner First Place
17.68 MVP Points



Rank	Player	MVP Points	Team
1	D Gardiner	17.68	CJCA Green, CJCA Green
2	B Davenport	17.2	South Canterbury, South Canterbury
3	K Beecroft	12.35	CJCA Green, CJCA Green
4	R Sheehan	11.98	CJCA Green, CJCA Green
5	E Harrington-Watt	10.65	CJCA Green, CJCA Green
6	C Millard	6.75	CJCA Green, CJCA Green
7	M Munro	6.6	CJCA Green, CJCA Green
8	H Darling	5.88	South Canterbury, South Canterbury
9	F Sullivan	4.77	CJCA Green, CJCA Green
10	J Thompson	4.53	South Canterbury, South Canterbury
11	W Johnson	3.98	South Canterbury, South Canterbury
12	G Copland	3.48	South Canterbury, South Canterbury
13	B Hampton	2.42	CJCA Green, CJCA Green
14	H Reid	2.35	CJCA Green, CJCA Green
15	O Lewis	1.97	CJCA Green, CJCA Green

Rank	Player	MVP Points	Team
16	J Wells	1.77	South Canterbury, South Canterbury
17	C Tarrant	1.66	CJCA Green, CJCA Green
18	K Gilmore	1.37	South Canterbury, South Canterbury
19	R Lewthwaite	1.0	CJCA Green, CJCA Green
20	J Martin	0.98	South Canterbury, South Canterbury
21	L Foy	0.59	South Canterbury, South Canterbury
22	S Richards	0.39	South Canterbury, South Canterbury
23	N Goodwin	0.39	South Canterbury, South Canterbury
24		-0.57	South Canterbury, South Canterbury

1st Innings: 104-10 (35.1 Overs)

Bowling: CJCA Green, CJCA Green

Power Play	Over	Runs	Balls	Wicket	RPO	Total	Bowler
	1	2 nb. lb. .	0	0.92	2	
	2	2 wd. . 1	0	1.26	4	
	3	2	wd. . . 1 . . .	0	1.44	6	
	4	3	. wd. . . . wd. wd.	0	1.69	9	
	5	6	4 1 . . nb. . .	0	2.43	15	
	6	4	wd. . wd. wd. . W. . 1	1	2.59	19	
	7	5	. wd. . . 1 wd. lb. .	1	2.88	24	
	8	5	. . . 4 1 .	1	3.22	29	
	9	2	1 . . . W. wd. .	2	3.05	31	
	10	6	. 1 . wd. 4 . .	2	3.31	37	
	11	1 by.	2	3.17	38	
	12	7	1 1 4 . 1 .	2	3.46	45	
	13	1	. . . 1 . .	2	3.29	46	
	14	3	1 by. . 1 . .	2	3.27	49	
	15	3	lb. 1 . . . 1	2	3.25	52	
	16	9	1 . 4 4 . .	2	3.59	61	
	17	2	wd. W. . 1 . . .	3	3.47	63	
	18	1	. 1 W. . . .	4	3.37	64	
	19	1	. 1	4	3.25	65	
	20	3	1 . 1 W. 1 .	5	3.24	68	
	21	0	5	3.09	68	
	22	2	. . 1 . 1 .	5	3.04	70	
	23	0	5	2.92	70	
	24	2 1 1	5	2.88	72	
	25	8	wd. 1 . . wd. . wd. 4	5	3.04	80	
	26	1	1 W.	6	3.0	81	
	27	3	wd. . . . wd. . . .	6	2.96	84	
	28	1	. 1	6	2.93	85	
	29	4	1 1 . . 2 .	6	2.97	89	
	30	0	6	2.87	89	
	31	4	wd. nb. . . nb. . . .	6	2.88	93	
	32	1	. . W. . . wd. .	7	2.83	94	
	33	1	. . W. wd. . . .	8	2.78	95	
	34	6	1 1 wd. . . 1 wd. wd.	8	2.86	101	
	35	3	wd. 1 . 1 . W. .	9	2.88	104	
	36	0	W.	10	2.96	104	

2nd Innings: 107-4 (24.4 Overs)

Bowling: South Canterbury, South Canterbury



Power Play	Over	Runs	Balls	Wicket	RPO	Total	Bowler
	1	4	. . wd. 1 wd. 1 . .	0	1.71	4	
	2	5	. 1 1 . wd. 1 by.	0	2.84	9	
	3	3	. . 1 . 1 1	0	3.0	12	
	4	2 1 1	0	2.8	14	
	5	0	0	2.33	14	
	6	3	. . wd. . wd. . wd. .	0	2.32	17	
	7	1	. . . 1 . .	0	2.25	18	
	8	0	0	2.0	18	
	9	3	1 1 . wd. . . .	0	2.07	21	
	10	4	wd. wd. nb. . W. . wd. .	1	2.21	25	
	11	4	W. . 4 . W. .	3	2.42	29	
	12	5	. nb. . . nb. wd. 1 nb.	3	2.55	34	
	13	2	. 1 1 . . .	3	2.57	36	
	14	5	. . wd. 1 . 1 wd. nb.	3	2.67	41	
	15	0	3	2.56	41	
	16	7	1 4 . wd. 1 . .	3	2.8	48	
	17	6	by. nb. . 4 . . .	3	2.97	54	
	18	9	1 W. . 4 4 .	4	3.32	63	
	19	1	. . . 1 . .	4	3.2	64	
	20	7	. 1 . . 2 4	4	3.38	71	
	21	11	wd. . wd. 1 2 4 1 1	4	3.67	82	
	22	9	. 4 . 1 . 4	4	3.96	91	
	23	10	. 4 . by. 4 1	4	4.21	101	
	24	2	. . 1 . 1 .	4	4.12	103	
	25	4	. . . 4	4	4.34	107	

B Hampton

Team: CJCA Green, CJCA Green
 Played: 2012-12-09

MVP 2.42 Pts

1st Innings: Bowling



Bowling Stats

O	M	R	W	Wides	NB	Economy	Av	MVP	b1	b2	b3	b4	b5	b6	
4	0	24	1	4	0	5.76	24.0	1.42	2	3	5	5	6	1	
									b7	b8	b9	b10	b11	b12	b13+
									1	1	0	0	0	0	0

Runs off Balls

- Dots
- 2's
- 4's
- 6's
- 1's
- 3's
- 5's
- W's

2nd Innings: Batting



Batting Stats

Runs	Balls	Dots	1s	2s	3s	4s	5s	6s	SR	MVP	b1	b2	b3	b4	b5	b6

Runs off Balls



- Dots
- 2's
- 4's
- 6's
- 1's
- 3's
- 5's
- W's

C Millard

Team: CJCA Green, CJCA Green
 Played: 2012-12-09

MVP 6.75 Pts

1st Innings: Bowling



Bowling Stats

O	M	R	W	Wides	NB	Economy	Av	MVP	b1	b2	b3	b4	b5	b6	
4	0	10	1	2	2	2.5	10.0	5.75	5	1	0	1	2	1	
									b7	b8	b9	b10	b11	b12	b13+
									0	0	0	0	0	0	0

Runs off Balls

- Dots
- 2's
- 4's
- 6's
- 1's
- 3's
- 5's
- W's

2nd Innings: Batting



Batting Stats

Runs	Balls	Dots	1s	2s	3s	4s	5s	6s	SR	MVP	b1	b2	b3	b4	b5	b6

Runs off Balls



- Dots
- 2's
- 4's
- 6's
- 1's
- 3's
- 5's
- W's

D Gardiner

Team: CJCA Green, CJCA Green
 Played: 2012-12-09

MVP 17.68 Pts

1st Innings: Bowling



Bowling Stats

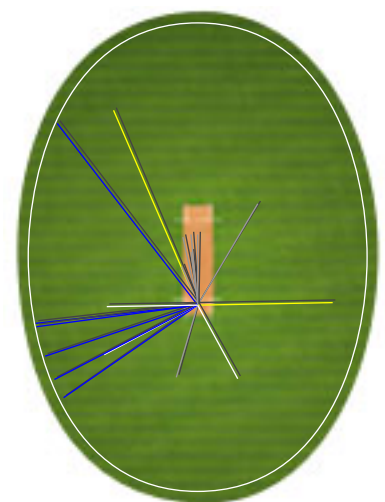
O	M	R	W	Wides	NB	Economy	Av	MVP	b1	b2	b3	b4	b5	b6
4	0	13	1	8	2	3.25	13.0	7.68	2	3	1	1	2	0

Runs off Balls

b7	b8	b9	b10	b11	b12	b13+
2	2	0	0	0	0	0

- Dots
- 1's
- 2's
- 3's
- 4's
- 5's
- 6's
- W's

2nd Innings: Batting



Batting Stats

Runs	Balls	Dots	1s	2s	3s	4s	5s	6s	SR	MVP	b1	b2	b3	b4	b5	b6
31	21	10	3	2	0	6	0	0	148	9.0	0	0	1	4	12	13

Runs off Balls

b7	b8	b9	b10	b11	b12	b13+
1						


- Dots
- 1's
- 2's
- 3's
- 4's
- 5's
- 6's
- W's

E Harrington-Watt

Team: CJCA Green, CJCA Green
 Played: 2012-12-09

MVP 10.65 Pts

1st Innings: Bowling



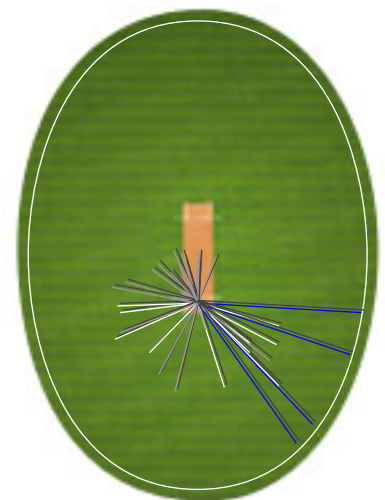
Bowling Stats

O	M	R	W	Wides	NB	Economy	Av	MVP	b1	b2	b3	b4	b5	b6	
3	1	2	1	0	0	0.67	2.0	4.43	1	1	0	0	0	0	
									b7	b8	b9	b10	b11	b12	b13+
									0	0	0	0	0	0	0

Runs off Balls

- Dots
- 1's
- 2's
- 3's
- 4's
- 5's
- 6's
- W's

2nd Innings: Batting



Batting Stats

Runs	Balls	Dots	1s	2s	3s	4s	5s	6s	SR	MVP	b1	b2	b3	b4	b5	b6	
27	49	32	11	0	0	4	0	0	55	5.22	1	14	0	7	2	1	
											b7	b8	b9	b10	b11	b12	b13+
											1	1					

Runs off Balls



- Dots
- 1's
- 2's
- 3's
- 4's
- 5's
- 6's
- W's

F Sullivan

Team: CJCA Green, CJCA Green
 Played: 2012-12-09

MVP 4.77 Pts

1st Innings: Bowling



Bowling Stats

O	M	R	W	Wides	NB	Economy	Av	MVP	b1	b2	b3	b4	b5	b6	
3	0	7	1	0	0	2.33	7.0	3.77	1	0	2	0	3	1	
									b7	b8	b9	b10	b11	b12	b13+
									0	0	0	0	0	0	0

Runs off Balls

- Dots
- 2's
- 4's
- 6's
- 1's
- 3's
- 5's
- W's

2nd Innings: Batting



Batting Stats

Runs	Balls	Dots	1s	2s	3s	4s	5s	6s	SR	MVP	b1	b2	b3	b4	b5	b6

Runs off Balls


- Dots
- 2's
- 4's
- 6's
- 1's
- 3's
- 5's
- W's

H Reid

Team: CJCA Green, CJCA Green
 Played: 2012-12-09

MVP 2.35 Pts

1st Innings: Bowling




Bowling Stats

Runs off Balls

O	M	R	W	Wides	NB	Economy	Av	MVP	b1	b2	b3	b4	b5	b6
---	---	---	---	-------	----	---------	----	-----	----	----	----	----	----	----

- Dots
- 1's
- 2's
- 3's
- 4's
- 5's
- 6's
- W's

2nd Innings: Batting



Batting Stats

Runs off Balls

Runs	Balls	Dots	1s	2s	3s	4s	5s	6s	SR	MVP	b1	b2	b3	b4	b5	b6
7	28	20	7	0	0	0	0	0	25	1.35	0	2	0	1	1	3



- Dots
- 1's
- 2's
- 3's
- 4's
- 5's
- 6's
- W's

J Wells

Team: CJCA Green, CJCA Green
 Played: 2012-12-09

MVP 1.66 Pts

1st Innings: Bowling




Bowling Stats

O	M	R	W	Wides	NB	Economy	Av	MVP	b1	b2	b3	b4	b5	b6	
3	0	15	0	5	0	5.0	-	-0.5	4	2	0	0	4	0	
									b7	b8	b9	b10	b11	b12	b13+
									1	4	0	0	0	0	0

Runs off Balls

- Dots
- 1's
- 2's
- 3's
- 4's
- 5's
- 6's
- W's

2nd Innings: Batting



Batting Stats

Runs	Balls	Dots	1s	2s	3s	4s	5s	6s	SR	MVP	b1	b2	b3	b4	b5	b6	
6	29	23	6	0	0	0	0	0	21	1.16	1	0	2	1	1	1	
											b7	b8	b9	b10	b11	b12	b13+
											0	0					

Runs off Balls


- Dots
- 1's
- 2's
- 3's
- 4's
- 5's
- 6's
- W's

K Gilmore

Team: CJCA Green, CJCA Green
 Played: 2012-12-09

MVP 1.0 Pts

1st Innings: Bowling



Bowling Stats

Runs off Balls

O	M	R	W	Wides	NB	Economy	Av	MVP	b1	b2	b3	b4	b5	b6
---	---	---	---	-------	----	---------	----	-----	----	----	----	----	----	----

- Dots
- 2's
- 4's
- 6's
- 1's
- 3's
- 5's
- W's

2nd Innings: Batting



Batting Stats

Runs off Balls

Runs	Balls	Dots	1s	2s	3s	4s	5s	6s	SR	MVP	b1	b2	b3	b4	b5	b6
------	-------	------	----	----	----	----	----	----	----	-----	----	----	----	----	----	----



- Dots
- 2's
- 4's
- 6's
- 1's
- 3's
- 5's
- W's

K Beecroft

Team: CJCA Green, CJCA Green
 Played: 2012-12-09

MVP 12.35 Pts

1st Innings: Bowling



Bowling Stats

O	M	R	W	Wides	NB	Economy	Av	MVP	b1	b2	b3	b4	b5	b6	
4	1	6	2	4	0	1.5	3.0	11.35	1	1	0	1	1	2	
									b7	b8	b9	b10	b11	b12	b13+
									0	0	0	0	0	0	0

Runs off Balls

- Dots
- 2's
- 4's
- 6's
- 1's
- 3's
- 5's
- W's

2nd Innings: Batting



Batting Stats

Runs	Balls	Dots	1s	2s	3s	4s	5s	6s	SR	MVP	b1	b2	b3	b4	b5	b6

Runs off Balls



- Dots
- 2's
- 4's
- 6's
- 1's
- 3's
- 5's
- W's

M Munro

Team: CJCA Green, CJCA Green
 Played: 2012-12-09

MVP 6.6 Pts

1st Innings: Bowling




Bowling Stats

O	M	R	W	Wides	NB	Economy	Av	MVP	b1	b2	b3	b4	b5	b6	
3	0	5	1	1	0	1.67	5.0	4.83	1	1	0	2	0	1	
									b7	b8	b9	b10	b11	b12	b13+
									0	0	0	0	0	0	0

Runs off Balls

- Dots
- 2's
- 4's
- 6's
- 1's
- 3's
- 5's
- W's

2nd Innings: Batting



Batting Stats

Runs	Balls	Dots	1s	2s	3s	4s	5s	6s	SR	MVP	b1	b2	b3	b4	b5	b6
4	4	3	0	0	0	1	0	0	100	0.77	0	0	4	0	0	0

Runs off Balls



- Dots
- 2's
- 4's
- 6's
- 1's
- 3's
- 5's
- W's

R Sheehan

Team: CJCA Green, CJCA Green
 Played: 2012-12-09

MVP 11.98 Pts

1st Innings: Bowling




Bowling Stats

O	M	R	W	Wides	NB	Economy	Av	MVP	b1	b2	b3	b4	b5	b6	
4	0	15	2	1	0	3.75	7.5	9.63	3	2	4	6	0	0	
									b7	b8	b9	b10	b11	b12	b13+
									0	0	0	0	0	0	0

Runs off Balls

- Dots
- 1's
- 2's
- 3's
- 4's
- 5's
- 6's
- W's

2nd Innings: Batting



Batting Stats

Runs	Balls	Dots	1s	2s	3s	4s	5s	6s	SR	MVP	b1	b2	b3	b4	b5	b6	
7	17	10	3	0	0	1	0	0	41	1.35	1	0	1	5	0	0	
											b7	b8	b9	b10	b11	b12	b13+
											0	0					

Runs off Balls



- Dots
- 1's
- 2's
- 3's
- 4's
- 5's
- 6's
- W's

O Lewis

Team: CJCA Green, CJCA Green
 Played: 2012-12-09

MVP 1.97 Pts

1st Innings: Bowling



Bowling Stats

O	M	R	W	Wides	NB	Economy	Av	MVP	b1	b2	b3	b4	b5	b6	
3	2	1	0	0	0	0.33	-	0.97	0	1	0	0	0	0	
									b7	b8	b9	b10	b11	b12	b13+
									0	0	0	0	0	0	0

Runs off Balls

- Dots
- 2's
- 4's
- 6's
- 1's
- 3's
- 5's
- W's

2nd Innings: Batting



Batting Stats

Runs	Balls	Dots	1s	2s	3s	4s	5s	6s	SR	MVP	b1	b2	b3	b4	b5	b6

Runs off Balls



- Dots
- 2's
- 4's
- 6's
- 1's
- 3's
- 5's
- W's

B Davenport

Team: South Canterbury, South Canterbury
 Played: 2012-12-09

MVP 17.2 Pts

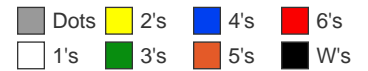
1st Innings: Batting




Batting Stats

Runs	Balls	Dots	1s	2s	3s	4s	5s	6s	SR	MVP	b1	b2	b3	b4	b5	b6	
20	38	24	12	0	0	2	0	0	53	3.92	4	1	4	6	3	1	
											b7	b8	b9	b10	b11	b12	b13+
											0	1					

Runs off Balls



2nd Innings: Bowling



Bowling Stats

O	M	R	W	Wides	NB	Economy	Av	MVP	b1	b2	b3	b4	b5	b6	
5	1	11	2	1	0	2.2	5.5	13.28	1	2	6	1	1	0	
									b7	b8	b9	b10	b11	b12	b13+
									0	0	0	0	0	0	0

Runs off Balls





C Tarrant

Team: South Canterbury, South Canterbury
 Played: 2012-12-09

MVP 1.37 Pts

1st Innings: Batting




Batting Stats

Runs	Balls	Dots	1s	2s	3s	4s	5s	6s	SR	MVP	b1	b2	b3	b4	b5	b6	
7	28	24	3	0	0	1	0	0	25	1.37	0	0	2	0	1	0	
											b7	b8	b9	b10	b11	b12	b13+
											0	4					

Runs off Balls

- Dots
- 2's
- 4's
- 6's
- 1's
- 3's
- 5's
- W's

2nd Innings: Bowling



Bowling Stats

O	M	R	W	Wides	NB	Economy	Av	MVP	b1	b2	b3	b4	b5	b6

Runs off Balls



- Dots
- 2's
- 4's
- 6's
- 1's
- 3's
- 5's
- W's

C Brown

Team: South Canterbury, South Canterbury
 Played: 2012-12-09

MVP 1.77 Pts

1st Innings: Batting



Batting Stats

Runs	Balls	Dots	1s	2s	3s	4s	5s	6s	SR	MVP	b1	b2	b3	b4	b5	b6
9	29	20	7	1	0	0	0	0	31	1.77	2	2	0	0	4	1

- Dots
- 1's
- 2's
- 3's
- 4's
- 5's
- 6's
- W's

2nd Innings: Bowling



Bowling Stats

O	M	R	W	Wides	NB	Economy	Av	MVP	b1	b2	b3	b4	b5	b6



- Dots
- 1's
- 2's
- 3's
- 4's
- 5's
- 6's
- W's

G Copland

Team: South Canterbury, South Canterbury
 Played: 2012-12-09

MVP 3.48 Pts

1st Innings: Batting




Batting Stats

Runs	Balls	Dots	1s	2s	3s	4s	5s	6s	SR	MVP	b1	b2	b3	b4	b5	b6	
1	26	24	1	0	0	0	0	0	4	0.2	0	1	0	0	0	0	
											b7	b8	b9	b10	b11	b12	b13+
											0	0					

Runs off Balls

2nd Innings: Bowling



Bowling Stats

O	M	R	W	Wides	NB	Economy	Av	MVP	b1	b2	b3	b4	b5	b6	
4	1	9	0	4	0	2.25	-	3.28	0	1	2	0	3	2	
									b7	b8	b9	b10	b11	b12	b13+
									1	0	0	0	0	0	0



Runs off Balls

H Darling

Team: South Canterbury, South Canterbury
 Played: 2012-12-09

MVP 5.88 Pts

1st Innings: Batting





Batting Stats

Runs	Balls	Dots	1s	2s	3s	4s	5s	6s	SR	MVP	b1	b2	b3	b4	b5	b6	
14	22	17	2	0	0	3	0	0	64	2.75	0	2	4	4	4	0	
											b7	b8	b9	b10	b11	b12	b13+
											0						

Runs off Balls



2nd Innings: Bowling



Bowling Stats

O	M	R	W	Wides	NB	Economy	Av	MVP	b1	b2	b3	b4	b5	b6	
5	1	21	0	2	0	3.71	-	3.13	0	4	2	6	6	3	
									b7	b8	b9	b10	b11	b12	b13+
									0	0	0	0	0	0	0

Runs off Balls





J Martin

Team: South Canterbury, South Canterbury
 Played: 2012-12-09

MVP 0.59 Pts

1st Innings: Batting




Batting Stats

Runs	Balls	Dots	1s	2s	3s	4s	5s	6s	SR	MVP	b1	b2	b3	b4	b5	b6	
3	10	7	3	0	0	0	0	0	30	0.59	1	1	0	0	0	1	
											b7	b8	b9	b10	b11	b12	b13+
											0						

Runs off Balls

- Dots
- 1's
- 2's
- 3's
- 4's
- 5's
- 6's
- W's

2nd Innings: Bowling



Bowling Stats

O	M	R	W	Wides	NB	Economy	Av	MVP	b1	b2	b3	b4	b5	b6

Runs off Balls



- Dots
- 1's
- 2's
- 3's
- 4's
- 5's
- 6's
- W's

L Foy

Team: South Canterbury, South Canterbury
 Played: 2012-12-09

MVP 0.39 Pts

1st Innings: Batting



Batting Stats

Runs	Balls	Dots	1s	2s	3s	4s	5s	6s	SR	MVP	b1	b2	b3	b4	b5	b6	
2	32	28	2	0	0	0	0	0	6	0.39	0	0	0	1	0	0	
											b7	b8	b9	b10	b11	b12	b13+
											1	0					

- Dots
- 1's
- 2's
- 3's
- 4's
- 5's
- 6's
- W's

2nd Innings: Bowling



Bowling Stats

O	M	R	W	Wides	NB	Economy	Av	MVP	b1	b2	b3	b4	b5	b6


- Dots
- 1's
- 2's
- 3's
- 4's
- 5's
- 6's
- W's

N Goodwin

Team: South Canterbury, South Canterbury
 Played: 2012-12-09

MVP -0.57 Pts

1st Innings: Batting



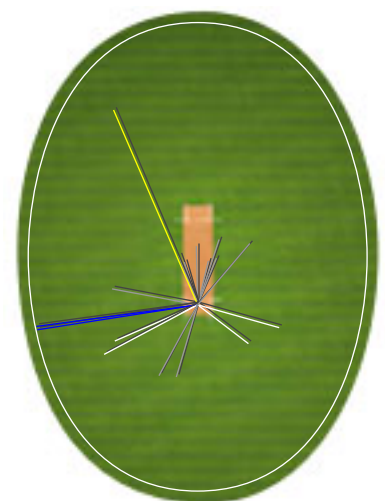

Batting Stats

Runs	Balls	Dots	1s	2s	3s	4s	5s	6s	SR	MVP	b1	b2	b3	b4	b5	b6	
0	1	1	0	0	0	0	0	0	0.0	0.0	0	0	0	0	0	0	
											b7	b8	b9	b10	b11	b12	b13+
											0						

Runs off Balls

- Dots
- 1's
- 2's
- 3's
- 4's
- 5's
- 6's
- W's

2nd Innings: Bowling



Bowling Stats

O	M	R	W	Wides	NB	Economy	Av	MVP	b1	b2	b3	b4	b5	b6	
3	0	17	0	2	1	5.67	-	-0.57	1	1	1	6	2	4	
									b7	b8	b9	b10	b11	b12	b13+
									1	1	0	0	0	0	0

Runs off Balls



- Dots
- 1's
- 2's
- 3's
- 4's
- 5's
- 6's
- W's

R Lewthwaite

Team: South Canterbury, South Canterbury
 Played: 2012-12-09

MVP 0.98 Pts

1st Innings: Batting




Batting Stats

Runs	Balls	Dots	1s	2s	3s	4s	5s	6s	SR	MVP	b1	b2	b3	b4	b5	b6	
5	9	7	1	0	0	1	0	0	56	0.98	4	1	0	0	0	0	
											b7	b8	b9	b10	b11	b12	b13+
											0						

Runs off Balls

- Dots
- 1's
- 2's
- 3's
- 4's
- 5's
- 6's
- W's

2nd Innings: Bowling



Bowling Stats

O	M	R	W	Wides	NB	Economy	Av	MVP	b1	b2	b3	b4	b5	b6

Runs off Balls



- Dots
- 1's
- 2's
- 3's
- 4's
- 5's
- 6's
- W's

S Richards

Team: South Canterbury, South Canterbury
 Played: 2012-12-09

MVP 0.39 Pts

1st Innings: Batting



Batting Stats

Runs	Balls	Dots	1s	2s	3s	4s	5s	6s	SR	MVP	b1	b2	b3	b4	b5	b6	
2	7	5	2	0	0	0	0	0	29	0.39	0	1	0	1	0	0	
											b7	b8	b9	b10	b11	b12	b13+
											0	0					

Runs off Balls

- Dots
- 2's
- 4's
- 6's
- 1's
- 3's
- 5's
- W's

2nd Innings: Bowling



Bowling Stats

O	M	R	W	Wides	NB	Economy	Av	MVP	b1	b2	b3	b4	b5	b6

Runs off Balls



- Dots
- 2's
- 4's
- 6's
- 1's
- 3's
- 5's
- W's

W Johnson

Team: South Canterbury, South Canterbury
 Played: 2012-12-09

MVP 3.98 Pts

1st Innings: Batting




Batting Stats

Runs	Balls	Dots	1s	2s	3s	4s	5s	6s	SR	MVP	b1	b2	b3	b4	b5	b6
4	8	4	4	0	0	0	0	0	50	0.78	1	2	0	1	0	0

Runs off Balls

2nd Innings: Bowling



Bowling Stats

O	M	R	W	Wides	NB	Economy	Av	MVP	b1	b2	b3	b4	b5	b6	
4	0	32	1	1	0	8.0	32.0	3.2	2	9	0	6	7	8	
									b7	b8	b9	b10	b11	b12	b13+
									0	0	0	0	0	0	0


Runs off Balls

J Thompson

Team: South Canterbury, South Canterbury
 Played: 2012-12-09

MVP 4.53 Pts

1st Innings: Batting




Batting Stats

Runs	Balls	Dots	1s	2s	3s	4s	5s	6s	SR	MVP	b1	b2	b3	b4	b5	b6
------	-------	------	----	----	----	----	----	----	----	-----	----	----	----	----	----	----

Runs off Balls

- Dots
- 1's
- 2's
- 3's
- 4's
- 5's
- 6's
- W's

2nd Innings: Bowling



Bowling Stats

O	M	R	W	Wides	NB	Economy	Av	MVP	b1	b2	b3	b4	b5	b6	
3	0	14	1	6	5	4.67	14.0	4.53	1	2	2	1	1	2	
									b7	b8	b9	b10	b11	b12	b13+
									3	2	0	0	0	0	0

Runs off Balls

- Dots
- 1's
- 2's
- 3's
- 4's
- 5's
- 6's
- W's

Notes:
